





2008 CCHS Staff Survey

1. Satisfaction with the current minimum day schedule?			Response Percent	Response Count
Very satisfied			25.6%	21
Satisfied			46.3%	38
Somewhat satisfied			15.9%	13
Not satisfied			12.2%	10
			<i>answered question</i>	82
			<i>skipped question</i>	1





2. What works well about this policy (current minimum day schedule)?		Response Count
		50
		<i>answered question</i>
		50
		<i>skipped question</i>
		33

3. What do you think would work better (current minimum day schedule)?		Response Count
		45
		<i>answered question</i>
		45
		<i>skipped question</i>
		38

4. Satisfaction with nutrition break?			
		Response Percent	Response Count
Very Satisfied		39.0%	32
Satisfied		42.7%	35
Somewhat satisfied		15.9%	13
Not satisfied		2.4%	2
		answered question	82
		skipped question	1





5. What works well about this policy (nutrition break)?		
		Response Count
		44
		answered question
		44
		skipped question
		39

6. What do you think would work better (nutrition break)?		
		Response Count
		27
		answered question
		27
		skipped question
		56

7. Satisfaction with current collaboration time (agendas, use of time)?			Response Percent	Response Count
Very satisfied			18.3%	15
Satisfied			39.0%	32
Somewhat satisfied			22.0%	18
Not satisfied			20.7%	17
			<i>answered question</i>	82
			<i>skipped question</i>	1

8. What works well about this process (collaboration time)?			Response Count
			43
			<i>answered question</i>
			43
			<i>skipped question</i>
			40

9. What do you think would work better (collaboration time)?			Response Count
			40
			<i>answered question</i>
			40
			<i>skipped question</i>
			43

10. Satisfaction with staff meetings (agendas, use of time)?			Response Percent	Response Count
Very satisfied			25.6%	21
Satisfied			51.2%	42
Somewhat satisfied			15.9%	13
Not satisfied			7.3%	6
		<i>answered question</i>		82
		<i>skipped question</i>		1

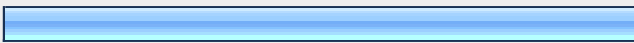
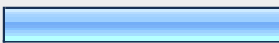
11. What works well about this process (staff meetings)?			Response Count
			39
		<i>answered question</i>	39
		<i>skipped question</i>	44

12. What do you think would work better (staff meetings)?			Response Count
			32
		<i>answered question</i>	32
		<i>skipped question</i>	51

13. This year we covered a variety of topics at our All Staff Meetings. Please indicate if these topics were meaningful to you.

	Agree	Disagree	Need More training	Response Count
Respect/Dealing with bullying on campus	67.9% (55)	14.8% (12)	17.3% (14)	81
Meeting the needs of diverse students	60.8% (48)	16.5% (13)	22.8% (18)	79
Accessing Site Improvement funds	62.0% (49)	19.0% (15)	19.0% (15)	79
Field trip procedures	51.9% (40)	28.6% (22)	19.5% (15)	77
Safety procedures	78.8% (63)	5.0% (4)	16.3% (13)	80
Instructional strategies (AVID/PLC)	61.0% (47)	20.8% (16)	18.2% (14)	77
Suggestions/Topics you would like presented at future staff meetings				20
<i>answered question</i>				82
<i>skipped question</i>				1

14. I would be interested in using All Staff Meeting time for committee work to examine and devise solution for school-wide needs.

		Response Percent	Response Count
Yes		69.5%	57
No		30.5%	25
<i>answered question</i>			82
<i>skipped question</i>			1

15. Satisfaction with tardy policies and tardy sweeps?			Response Percent	Response Count
Very satisfied			17.1%	14
Satisfied			35.4%	29
Somewhat satisfied			31.7%	26
Not satisfied			15.9%	13
			<i>answered question</i>	82
			<i>skipped question</i>	1





16. What works well about this policy (tardy/tardy sweeps)?		Response Count
		40
		<i>answered question</i>
		40
		<i>skipped question</i>
		43

17. What do you think would work better (tardy/tardy sweeps)?		Response Count
		50
		<i>answered question</i>
		50
		<i>skipped question</i>
		33

18. Satisfaction with hall-pass policy and passport system?			
		Response Percent	Response Count
Very satisfied		17.1%	14
Satisfied		36.6%	30
Somewhat satisfied		28.0%	23
Not satisfied		18.3%	15
		answered question	82
		skipped question	1





19. What works well with this policy (hall-pass and passport system)?		
		Response Count
		35
		answered question
		35
		skipped question
		48

20. What do you think would work better (hall-pass and passport system)?		
		Response Count
		40
		answered question
		40
		skipped question
		43

21. Satisfaction with dissemination of information (email, morning bulletin announcements)?			
		Response Percent	Response Count
Very satisfied		24.4%	20
Satisfied		56.1%	46
Somewhat satisfied		13.4%	11
Not satisfied		6.1%	5
		<i>answered question</i>	82
		<i>skipped question</i>	1





22. What works well about this process (email, morning bulletin announcements)?		
		Response Count
		25
		<i>answered question</i>
		25
		<i>skipped question</i>
		58

23. What do you think would work better (email, morning bulletin announcements)?		
		Response Count
		30
		<i>answered question</i>
		30
		<i>skipped question</i>
		53

24. Satisfaction with the electronics policy?			Response Percent	Response Count
Very satisfied			43.9%	36
Satisfied			42.7%	35
Somewhat satisfied			7.3%	6
Not satisfied			6.1%	5
			<i>answered question</i>	82
			<i>skipped question</i>	1




25. What works well about this policy (electronics policy)?		Response Count
		34
		<i>answered question</i>
		34
		<i>skipped question</i>
		49

26. What do you think would work better (electronics policy)?		Response Count
		39
		<i>answered question</i>
		39
		<i>skipped question</i>
		44

27. Satisfaction with the cap policy?			
		Response Percent	Response Count
Very satisfied		23.2%	19
Satisfied		43.9%	36
Somewhat satisfied		18.3%	15
Not satisfied		14.6%	12
		answered question	82
		skipped question	1





28. What works well about this policy (cap policy)?		
		Response Count
		22
		answered question
		22
		skipped question
		61

29. What do you think would work better (cap policy)?		
		Response Count
		30
		answered question
		30
		skipped question
		53

30. Satisfaction with technology training and support?				
			Response Percent	Response Count
Very satisfied			20.7%	17
Satisfied			54.9%	45
Somewhat satisfied			17.1%	14
Not satisfied			7.3%	6
			<i>answered question</i>	82
			<i>skipped question</i>	1

31. What works well (technology training and support)?		
		Response Count
		21
		<i>answered question</i>
		21
		<i>skipped question</i>
		62

32. What do you think would work better (technology training and support)?		
		Response Count
		25
		<i>answered question</i>
		25
		<i>skipped question</i>
		58

33. Satisfaction with school rules and consequences for student discipline infractions?			Response Percent	Response Count
Very satisfied			22.0%	18
Satisfied			56.1%	46
Somewhat satisfied			11.0%	9
Not satisfied			11.0%	9
			<i>answered question</i>	82
			<i>skipped question</i>	1

34. What works well about these policies (student discipline infractions)?		Response Count
		19
		<i>answered question</i>
		19
		<i>skipped question</i>
		64

35. What do you think would work better (student discipline infractions)?		Response Count
		29
		<i>answered question</i>
		29
		<i>skipped question</i>
		54

36. Satisfaction with the site level ordering and purchasing procedures?			
		Response Percent	Response Count
Very satisfied		12.2%	10
Satisfied		57.3%	47
Somewhat satisfied		19.5%	16
Not satisfied		11.0%	9
		<i>answered question</i>	82
		<i>skipped question</i>	1

37. What works well about these procedures (site level ordering and purchasing procedures)?		
		Response Count
		16
		<i>answered question</i>
		16
		<i>skipped question</i>
		67

38. What do you think would work better (site level ordering and purchasing procedures)?		
		Response Count
		20
		<i>answered question</i>
		20
		<i>skipped question</i>
		63

39. Satisfaction with school-wide assembly schedule?			Response Percent	Response Count
Very satisfied			20.7%	17
Satisfied			48.8%	40
Somewhat satisfied			20.7%	17
Not satisfied			9.8%	8
		<i>answered question</i>		82
		<i>skipped question</i>		1





40. What works well (school-wide assembly schedule?)			Response Count
			21
		<i>answered question</i>	21
		<i>skipped question</i>	62

41. What do you think would work better (school-wide assembly schedule?)			Response Count
			29
		<i>answered question</i>	29
		<i>skipped question</i>	54

42. Satisfaction with school-wide assembly content?			
		Response Percent	Response Count
Very satisfied		9.8%	8
Satisfied		40.2%	33
Somewhat satisfied		36.6%	30
Not satisfied		13.4%	11
		answered question	82
		skipped question	1

43. What works well (school-wide assembly content)?		
		Response Count
		20
		answered question
		20
		skipped question
		63

44. What do you think would work better (school-wide assembly content)?		
		Response Count
		35
		answered question
		35
		skipped question
		48

45. Satisfaction with the service learning policy?			Response Percent	Response Count
Very satisfied			13.4%	11
Satisfied			56.1%	46
Somewhat satisfied			23.2%	19
Not satisfied			7.3%	6
		<i>answered question</i>		82
		<i>skipped question</i>		1

46. What works well about this policy (service learning policy)?			Response Count
			18
		<i>answered question</i>	18
		<i>skipped question</i>	65

47. What do you think would work better (service learning policy)?			Response Count
			22
		<i>answered question</i>	22
		<i>skipped question</i>	61

48. Satisfaction with field trip procedures?			Response Percent	Response Count
Very satisfied			8.5%	7
Satisfied			58.5%	48
Somewhat satisfied			23.2%	19
Not satisfied			9.8%	8
			<i>answered question</i>	82
			<i>skipped question</i>	1

49. What works well about these procedures (field trip procedures)?		Response Count
		12
		<i>answered question</i>
		12
		<i>skipped question</i>
		71

50. What do you think would work better (field trip procedures)?		Response Count
		23
		<i>answered question</i>
		23
		<i>skipped question</i>
		60








51. Satisfaction with safety policies and procedures?			Response Percent	Response Count
Very satisfied			22.0%	18
Satisfied			56.1%	46
Somewhat satisfied			15.9%	13
Not satisfied			6.1%	5
		answered question		82
		skipped question		1

52. What works well about these procedures (safety policies and procedures)?			Response Count
			16
		answered question	16
		skipped question	67

53. What do you think would work better (safety policies and procedures)?			Response Count
			16
		answered question	16
		skipped question	67

54. Suggestions pertaining to items not covered in this survey?			Response Count
			12
		answered question	12
		skipped question	71

55. If you would like to be involved in any of the following committees (or another area not included here), please email Pam Magee (pammagee@ccusd.org).

		Response Percent	Response Count
Class Council Advisory		11.1%	1
AVID		55.6%	5
LINK Crew (9th Grade Mentoring Program)		44.4%	4
Reading Campaign		55.6%	5
Crisis/Safety Planning		22.2%	2
Sunshine/Hospitality Committee		44.4%	4
Professional Development Planning		22.2%	2
		answered question	9
		skipped question	74

56. OPTIONAL: Please contact me to discuss my suggestions. Please type your name in the box.

		Response Count
		5
		answered question
		5
		skipped question
		78